

GENERATOR EXTENDER KIT

Monitor your auxiliary batteries as well as your UPS batteries with one system!


The Cellwatch Generator Extender Kit extends the functionality of your Cellwatch system. Auxiliary batteries, the next weak link in the continuous power chain, can be monitored utilizing the same system that is installed on your UPS batteries.

Features and Benefits

- 24x7 on line monitoring of all batteries and charger status
- Records:
 - » Voltage per cell or jar/bloc
 - » Ohmic Value (OV) per cell or jar/bloc
 - » Historical trends per cell
 - » Alarm settings per cell/string/battery
- Auxiliary battery information is incorporated into the monitoring system quickly and easily
- Full closure of the power continuity loop with one system
- Maximize battery return on investment across the entire enterprise
- Proactive battery management tool
- User friendly
- Easy to install

Remote Monitoring Options

Once the Generator Extender Kit is added to a Cellwatch system, remote monitoring of the auxiliary batteries is performed as with all batteries being monitored by the Cellwatch system. The auxiliary battery appears in the software as a standalone battery and all remote functions are accessible.



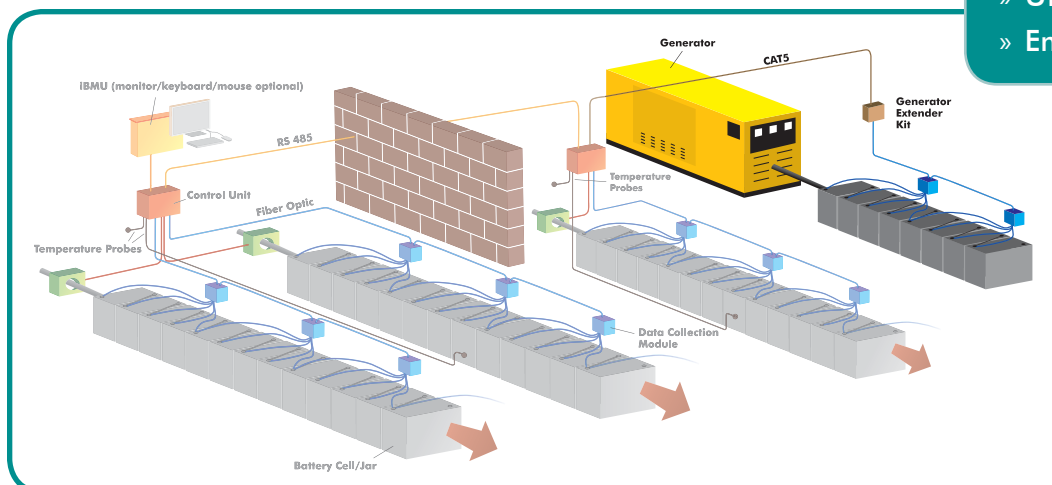
Monitoring Your Auxiliary Batteries

The Cellwatch Generator Extender Kit will fit most battery applications:

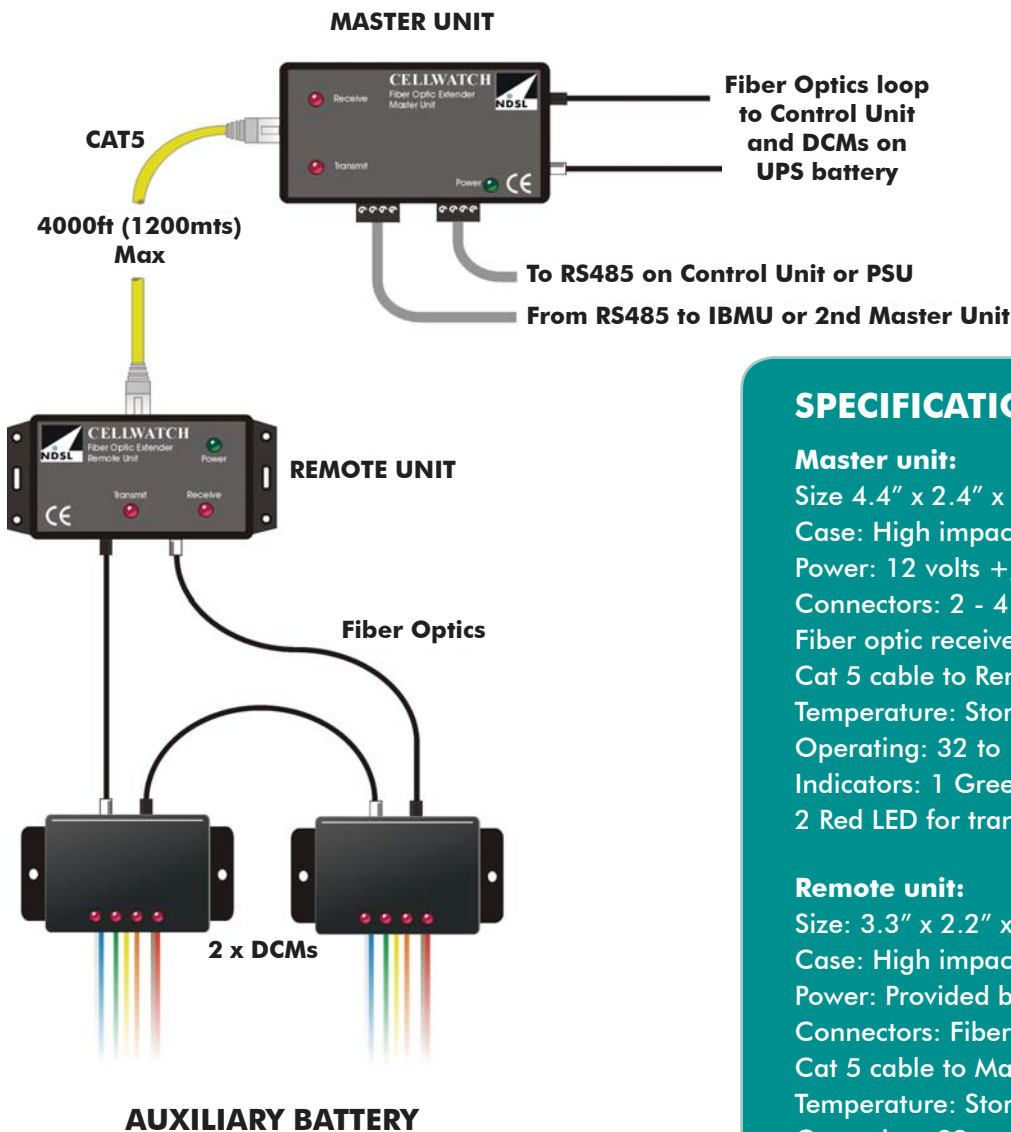
- » Generator starter battery sets
- » Switch tripping batteries
- » PABX batteries
- » Telecom batteries
- » Utility batteries
- » Emergency lighting central

Charger problems?

Because remote DCMs are monitoring the auxiliary batteries it is possible to detect charger failures much earlier, potentially saving a critical load or start-up situation.



GENERATOR EXTENDER KIT LAYOUT



SPECIFICATIONS

Master unit:

Size 4.4" x 2.4" x 1.25" (112 x 61 x 32mm)
 Case: High impact FRABS plastic
 Power: 12 volts +/- 10% at 100 mA max
 Connectors: 2 - 4 pin (power source)
 Fiber optic receiver, Fiber optic transmitter
 Cat 5 cable to Remote unit
 Temperature: Storage -13 to 185 F (-25 to 85 C)
 Operating: 32 to 104 F (0 to 40 C)
 Indicators: 1 Green power LED
 2 Red LED for transmit and receive data

Remote unit:

Size: 3.3" x 2.2" x 1.0" (84 x 56 x 25.4mm)
 Case: High impact FRABS plastic
 Power: Provided by Master unit
 Connectors: Fiber optic receiver and transmitter
 Cat 5 cable to Master unit
 Temperature: Storage -13 to 185 F (-25 to 85 C)
 Operating: 32 to 104 F (0 to 40 C)
 Indicators: 1 Green power LED
 2 Red LED for transmit and receive data

Range

RS-422 (Cat5) range: 4000 feet (1200mts)
 Fiber optic range: 150 feet (45mts)
 radius no sharper than 5" (127mm)

External Power supply (optional)

Input AC range: 90 to 264 VAC 47 to 63 HZ
 Output voltage: 12 volts +/- 5%
 Output current: 420 mA
 Max number of units: 5 sets of extenders

